

# Provider Portal Registration

## Table of Contents

Registration Request .....	2
Email Registration .....	3
Terms of Use.....	4
Prompt to Create New Password .....	5
Provider Tax ID Confirmation .....	6
Authorization: Quick Review.....	7
Authorization: View/Search Authorization .....	8
Claims: Claims Search/Status.....	9
Claims: Claims Details.....	10
Eligibility: Emergency Eligibility Verification without Registration.....	11

# Registration Request

Visit <https://qc.unifiedhealthplan.net/php/general/index.php> and select "First Time User" to begin the registration process.



Defining a new standard in  
**Advanced Healthcare  
Administration  
Solutions**



## Unified Health Plan

lbrown

.....

Remember me on this computer?

Login

First Time User

Sign Up for Member Eligibility Check

[Forgot Password?](#) [Forgot Username?](#)

Emergency Eligibility Verification without  
Registration [Click Here](#) ⓘ

If you are unable to login, please contact us at  
[WebSupport@unifiedhealthplan.net](mailto:WebSupport@unifiedhealthplan.net)  
800-259-8330



... Solutions for today's healthcare business.





# Email Registration

Once your request is submitted, you will receive an email containing your username and temporary password. Use these credentials to log in to the website.


Unified Health Plan Portal Access Detail

 No Reply  
To: 



Reply Reply All Forward  

Fri 1/10/2025 9:36 AM

1 2 3 4 5 6 7 8 9 10 11 12 13 14 15 16 17 18 19

Hello ,

Thank you for your login request. Your access information is as follows:

Web portal: <https://qc.unifiedhealthplan.net/PHP/ipa/index.php>  
User Name:   
Password: 

We would appreciate any feed back on this new portal to make it as user friendly as possible. Please forward all feed back to [WebSupport@unifiedhealthplan.net](mailto:WebSupport@unifiedhealthplan.net). (Include detailed information and screen shots of any issues.)

Mozilla Firefox web browser is required for this web portal. Download it for free at [www.mozilla.com](http://www.mozilla.com)  
Please download your browser configuration at this link - <https://qc.unifiedhealthplan.net/PHP/FFSettings.exe> and install.

Thank you!  
Unified Health Plan

# Terms of Use

Upon logging into the portal for the first time with your temporary password, you will be asked to agree to the terms of use.

The screenshot displays a web portal interface for 'QUICK BY MEDVISION CAP' and 'UNIFIED HEALTH PLAN'. The main content area is titled 'Authorization/Referral - Quick Review'. A modal window titled 'TERMS OF USE' is open, displaying the following text:

**TERMS OF USE OF SAMPLE MEDICAL GROUP., WEBSITE**

Active From: 07-10-2014  
Version: 1.0.3.5

1. **BINDING EFFECT.** This is a binding agreement. By using the Internet site located at <https://www.YourWebsiteURL.com> (the "Site") or any services provided in connection with the Site (the "Service"), you agree to abide by these Terms of Use, as they may be amended by Sample Medical Group. ("Company") from time to time in its sole discretion. Company will post a notice on the Site any time these Terms of Use have been changed or otherwise updated. It is your responsibility to review these Terms of Use periodically, and if at any time you find these Terms of Use unacceptable, you must immediately leave the Site and cease all use of the Service and the Site. YOU AGREE THAT BY USING THE SERVICE YOU REPRESENT THAT YOU ARE AT LEAST 18 YEARS OLD AND THAT YOU ARE LEGALLY ABLE TO ENTER INTO THIS AGREEMENT.

2. **PRIVACY POLICIES.** Company respects your privacy and permits you to control the treatment of your personal information. A complete statement of Company's current privacy policy can be found [by clicking here](#). Its Notice of Privacy Practices under the Health Information Portability and Accountability Act of 1996 can be found [by clicking here](#). Company's privacy policy and HIPAA Notice of Privacy Practices are expressly incorporated into this

At the bottom of the modal, there are two buttons: 'I agree' and 'I disagree'.

The background page shows search parameters for authorization details, including fields for Auth. No., Status, Reason, Place Of Service, Request Type, First Name, Group Location, and Referring To Specialty. There are also 'Search' and 'Clear' buttons at the bottom right of the search area.

At the bottom of the page, a footer contains the text: ©2025 QuickCap v7.0 by MedVision All rights reserved. Terms Of Use. CPT® 2025 American Medical Association. Click [here](#) to get DrCatalyst EHR account.

# Prompt to Create New Password

You will now be prompted to create a new password.

The screenshot displays the QuickCap Unified Health Plan interface. The main content area is titled "Authorization/Referral - Quick Review" and contains various search parameters and details. A "My Profile" modal is open, prompting the user to create a new password. The modal includes fields for Username, Old Password, New Password, Confirm Password, Email, and Alternate Email. A note specifies that the password must be between 8 and 25 characters and include at least 1 alphabet(s) (A-Z / a-z), 2 number(s) (0-9), and 1 special character(s) (Allowed: -, +, =, \_, &, @, !, \*, (), \$, #, +). An "Update" button is located at the bottom of the modal. The background interface includes a navigation menu on the left, a top header with logos and user information, and a footer with copyright information.

**QUICK CAP BY MEDVISION** | **UNIFIED HEALTH PLAN** UNIFIED HEALTH PLAN | **QUICK CAP BY MEDVISION** Welcome ProviDRs Care My Profile | **LOGOUT**

January 10, 2025 9:39 AM | **Inbox (0)** | **Version 7.24.4.0**

**Authorization/Referral - Quick Review** | **Show My Assignments** | **Hide Search Options** | **Back**

**Authorization Search Parameters**

**Authorization Details**

Auth. No:  Status: All  Reason: All

Request/Receive Date From:  Request/Receive Date To:

Auth. Date From:  Auth. Date To:

Final Decision Date From:  Final Decision Date To:

Place Of Service:  None Selected

Request Type:  None Selected

**Member Details**

Member ID:

DOB:

**Physicians**

Requesting Physician ID:

Referring To Physician ID:

**Tracking Details**

Assigned:

Document Category:  None Selected

**Terminated Member Open Auths**

**My Profile**

**Security**

Username:

\*Old Password:

\*New Password:

\*Confirm Password:

\*Email:  \*Your forgotten password will be sent to this email address upon request.

Alternate Email:

**Update**

First Name:

Group Location:  None Selected

Referring To Specialty:  None Selected

**Search** | **Clear**

©2025 QuickCap v7.0 by MedVision All rights reserved. Terms Of Use. CPT® 2025 American Medical Association. Click [here](#) to get DrCatalyst EHR account.

# Provider Tax ID Confirmation

After creating a new password, a Provider ID will appear on the screen. Select the appropriate Tax ID (Provider ID) for your organization. If your organization operates under multiple Tax IDs, all relevant IDs will be listed. This screen will be displayed first each time you log in to the portal. The Tax ID shown is the one you provided during the registration request.

The screenshot displays the 'Authorization/Referral - Quick Review' page in the QuickCap Unified Health Plan portal. A modal window titled 'Provider Selection' is open, prompting the user to select a provider ID. The modal contains a table with the following data:

S.No	Provider ID	Name	Effective From Date	Effective To Date
1	[REDACTED]	[REDACTED]	01-01-1999	[REDACTED]

The background page shows search parameters for authorization, including fields for Auth. No., Status, Request/Receive Date, Auth. Date, Reason, Place of Service, Request Type, First Name, Group Location, and Referring To Specialty. A 'LOGOUT' button is visible in the top right corner of the modal.

©2025 QuickCap v7.0 by MedVision All rights reserved. Terms Of Use. CPT® 2025 American Medical Association. Click [here](#) to get DrCatalyst EHR account.

# Authorization: Quick Review

Unified Health Plan (UHP) does not process prior authorization for all employer groups we administer. For the employer groups that we process, you can access authorization details and monitor the status of your requests directly on this screen.

**QUICK BY MEDVISION CAP™** | **UNIFIED HEALTH PLAN** | **QUICK BY MEDVISION CAP™** | Welcome WPPA Inc. dba ProVIDRs Care Network My Profile | **LOGOUT**

January 10, 2025 9:42 AM | **Inbox (0)** | Version 7.24.4.0

**Authorization/Referral - Quick Review** | [Show My Assignments](#) | [Hide Search Options](#) | [Back](#)

**Authorization Search Parameters**

**Authorization Details**

Auth. No:  Status: All Reason: All

Request/Receive Date From:  Request/Receive Date To:

Auth. Date From:  Auth. Date To:

Final Decision Date From:  Final Decision Date To:

Place Of Service: None Selected Request Type: None Selected

**Member Details**

Member ID:  Last Name:  First Name:

DOB:  Group: None Selected Group Location: None Selected

**Physicians**

Requesting Physician ID:  Requesting Org ID:

Referring To Physician ID:  Referring To Org ID:  Referring To Specialty: None Selected

**Tracking Details**

Assigned:  Created By Username: All

Document Category: None Selected

**Terminated Member Open Auths** |

©2025 QuickCap v7.0 by MedVision All rights reserved. Terms Of Use. CPT® 2025 American Medical Association. Click [here](#) to get DrCatalyst EHR account.

# Authorization: View/Search Authorization

The **View/Search Authorization** screen allows you to search for and view the details of authorization requests. You can track the status of individual requests and access relevant information related to each authorization.

QUICK CAP™ BY MEDVISION | UNIFIED HEALTH PLAN UNIFIED HEALTH PLAN | QUICK CAP™ BY MEDVISION | Welcome WPPA Inc. dba ProviDRs Care Network My Profile | LOGOUT | January 10, 2025 9:42 AM | Inbox (0) | Version 7.24.4.0

### Authorization/Referral-Status Search

**Member ID:**

**DOB:**

**Request/Receive Date From:**

**Auth. Date From:**

**Requesting physician ID:**

**Requesting Org ID:**

**Referring To Org ID:**

**Admit Date From:**

**Discharge Date From:**

**Show Additional Document Requested Auths:**

**Last Name:**

**Auth. No.:**

**Request/Receive Date To:**

**Auth. Date To:**

**Status:**

**Referring To physician ID:**

**Created By:**

**Admit Date To:**

**Discharge Date To:**

**First Name:**

**Group:**

**Group Location:**

**Place of Service:**

**Reason:**

**Referring to Specialty:**

**Request Type:**

©2025 QuickCap v7.0 by MedVision All rights reserved. Terms Of Use. CPT® 2025 American Medical Association. Click here to get DrCatalyst EHR account.



# Claims: Claims Search/Status


The **Claims Search/Status** screen enables you to search for specific claims and view their current status. You can track the progress of claims and access detailed information regarding their processing and outcomes.

The screenshot displays the 'Claims Search' interface. At the top, there are logos for 'QUICK BY MEDVISION CAP' and 'UNIFIED HEALTH PLAN UNIFIED HEALTH PLAN'. The user is logged in as 'Welcome WPPA Inc. dba ProviDRs Care Network My Profile'. The date and time are 'January 10, 2025 9:45 AM', and the version is '7.24.4.0'. A navigation menu on the left includes 'Authorization', 'Claims', 'Claims Search/Status' (highlighted), 'Eligibility', and 'Communication'. The main search area is titled 'Claims Search' and contains several input fields: 'Search Claim #' with 'Claim # From:' and 'To:' fields, and 'Authorization #:'; 'Search Member' with an 'ID:' field; and 'Optional Additional Details' with 'Diag Code:', 'Service Code:', 'Date of Service From:', 'Check #:', 'To:', and 'Billed Amount: <=:' fields. There are also radio buttons for 'Show Claims: Paid, Pending, Both'. At the bottom of the search area are buttons for 'Claim Search', 'Report Eligibility Discrepancy', and 'Clear'. A 'Claim Details' section is visible at the bottom, with a note: '\*\* Positive adjustment amounts decrease the net amount through subtraction, while negative adjustment amounts increase the net amount through addition.' A footer at the very bottom contains copyright information: '©2025 QuickCap v7.0 by MedVision All rights reserved. Terms Of Use. CPT® 2025 American Medical Association. Click here to get DrCatalyst EHR account.'





# Claims: Claims Details

The **Claims Details** screen provides a comprehensive view of individual claims, including relevant information such as claim status, payment history, and any associated adjustments or denials. This screen allows you to review and manage claims efficiently.



Welcome WPPA Inc.  
 dba ProviDRs Care  
 Network  
 My Profile





LOGOUT

January 10, 2025 9:51 AM
Inbox (0) ? Version 7.24.4.0

- Authorization
- Claims
- Claims Search/Status
- Eligibility
- Communication

## Claims Search

Search Claim #

Claim # From:  To:  Authorization #:

Search Member

ID:

Optional Additional Details

Diag Code:

Service Code:

Date of Service From:  To:

Check #:  Billed Amount:

Show Claims:  Paid  Pending  Both

Claim Search
Report Eligibility Discrepancy
Clear

Claim Details

Notes:\*\* All blue text is clickable, N/A = Not Applicable.  
 \*\* Positive adjustment amounts decrease the net amount through subtraction, while negative adjustment amounts increase the net amount through addition.

[ 1 to 10 of 11 ] 2 Page(s):
1
2

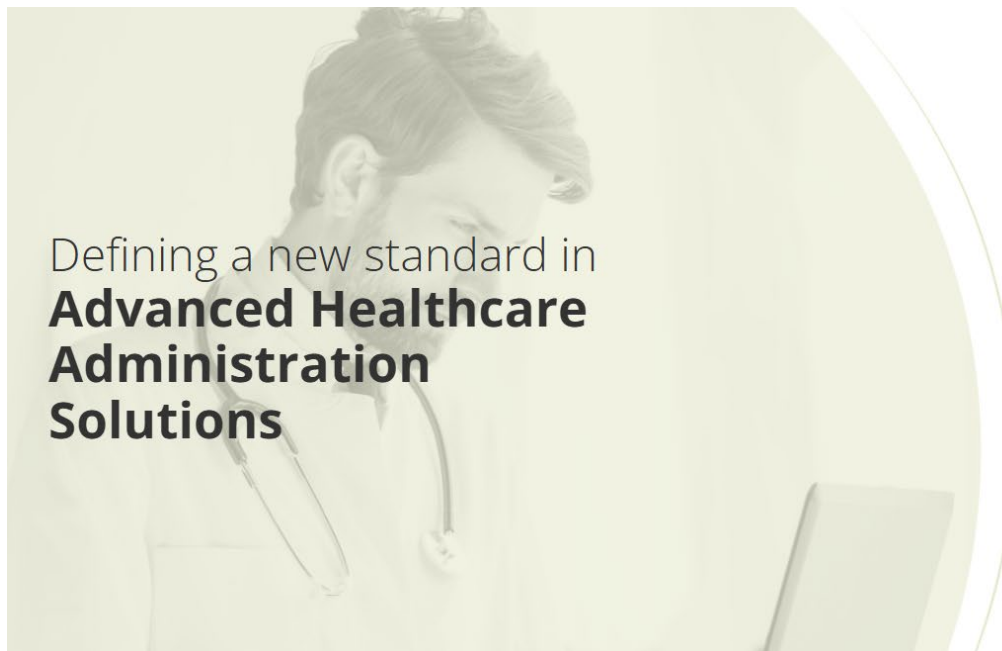
Claim #	Received Date	Service Date	Auth #	Place Of Service	Member	Provider	Organization	Payee	Billed Amount	Contract Amount	Net Amount	Outcome		
	12-16-2024	11-22-2024		11 OFFICE				Organization	\$325.00	\$325.00	\$325.00	HOME		
Service Date	ServiceCode	Diag. Code	Adjust Descr.	Paid Date	Check #	Qty	Billed	Contract	CoPay	Coinsurance	Deductible	Adjust	Net	Status
F: 11-22-2024	PCNCM	999.99		12-19-2024	384	1.00	\$260.00	\$260.00	\$0.00	\$0.00	\$0.00	\$0.00	\$260.00	PROCESSED
T: 11-22-2024	PCNCM													
F: 11-25-2024	PCNCM	999.99		12-19-2024	384	1.00	\$65.00	\$65.00	\$0.00	\$0.00	\$0.00	\$0.00	\$65.00	PROCESSED
T: 11-25-2024	PCNCM													
Check Total Amount : \$455.00														
<span style="background-color: #f08080; padding: 2px;">Show EOB</span> <span style="background-color: #f08080; padding: 2px; margin-left: 5px;">Print CMS 1500</span>														
	12-16-2024	11-11-2024		11 OFFICE										
Service Date	ServiceCode	Diag. Code	Adjust Descr.	Paid Date	Check #	Qty	Billed	Contract	CoPay	Coinsurance	Deductible	Adjust	Net	Status
F: 11-11-2024	PCNCM	999.99		12-19-2024	757	1.00	\$260.00	\$260.00	\$0.00	\$0.00	\$0.00	\$0.00	\$260.00	PROCESSED
T: 11-11-2024	PCNCM													
F: 11-26-2024	PCNCM	999.99		12-19-2024	757	1.00	\$65.00	\$65.00	\$0.00	\$0.00	\$0.00	\$0.00	\$65.00	PROCESSED
T: 11-26-2024	PCNCM													
Check Total Amount : \$1007.50														

©2025 QuickCap v7.0 by MedVision All rights reserved. Terms Of Use. CPT® 2025 American Medical Association. Click [here](#) to get DrCatalyst EHR account.

# Eligibility: Emergency Eligibility Verification without Registration

## Step. 1

On the home screen, click the **“Click Here”** link.



UNIFIED HEALTH PLAN

Unified Health Plan

Username

Password

Remember me on this computer?

Login First Time User

Sign Up for Member Eligibility Check

Forgot Password? Forgot Username?

**Emergency Eligibility Verification without Registration Click Here**

If you are unable to login, please contact us at  
WebSupport@unifiedhealthplan.net  
800-259-8330

... Solutions for today's healthcare business.



## Step 2:

Fill in the required member information.

Then click **“View Eligibility.”**

### Emergency Member Eligibility Check Close

\*Provider NPI:

\*Group Code:


\*Member Type:

\*Member ID:

\*Member DOB:

\*Coverage Type:

\*Justification Note:

  
Try a new code

\*Verification Code:

## Step 3.

A pop-up will show the member’s eligibility status.

**qc.unifiedhealthplan.net says**

This member does have an active Health coverage.

OK